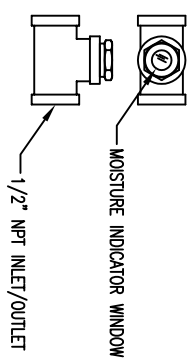
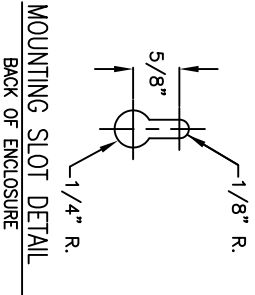
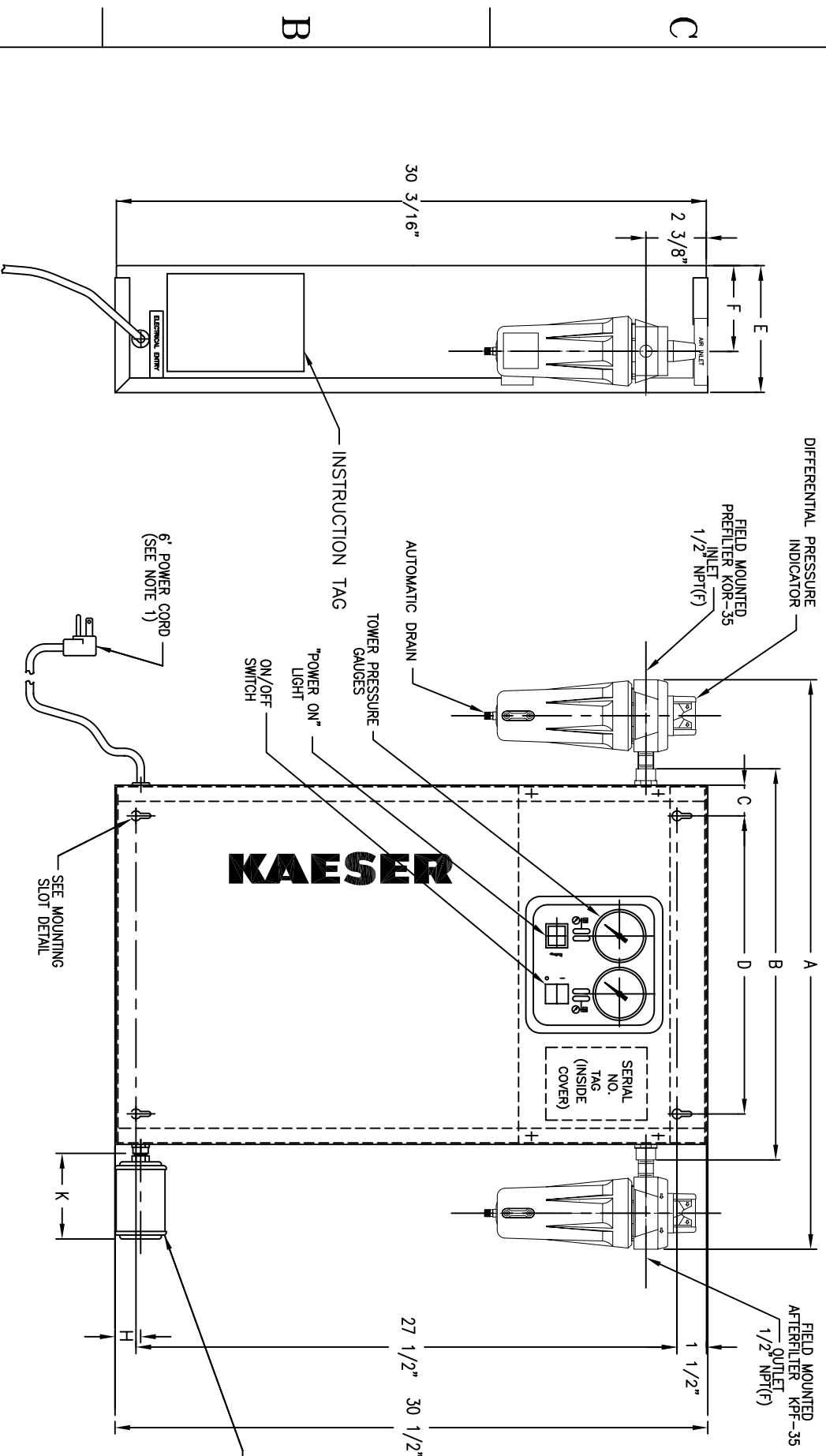


REVISIONS -

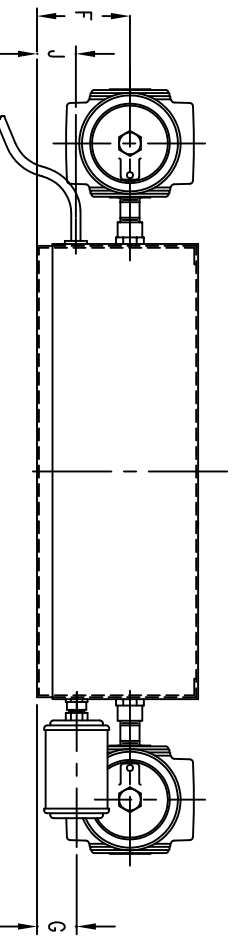
ZONE	REV	DESCRIPTION	CHK BY	CHK BY	APP BY	REL BY	DATE
-	A	DATA TABLE WAS, SEE NOTE 3	DEH	SDM	DEH	SDM	04/21/06

MODEL NO.	MAXIMUM OPER. PRESS. PSIG (BAR)	MAXIMUM OPERATING TEMP. ° F/° C	SCHM @ 100 PSIG (SEE NOTE 2)	WEIGHT LBS./ (KG)	DESICCANT LBS./ (KG)	DIMENSIONS IN INCHES (mm)										
						"A"	"B"	"C"	"D"	"E"	"F"	"G"	"H"	"J"	"K"	
5 KADW	150 (10)	120 (49)	5	82 (37)	7 (3)	30-5/8 (778)	20-1/8 (511)	1-9/16 (40)	15-1/4 (387)	6-11/16 (170)	3-3/4 (95)	1-1/2 (38)	1-1/2 (38)	3-3/4 (95)	3" (76)	
10 KADW	150 (10)	120 (49)	10	119 (54)	15 (7)	30-5/8 (778)	20-1/8 (511)	1-9/16 (40)	15-1/4 (387)	6-11/16 (170)	3-3/4 (95)	1-1/2 (38)	1-1/2 (38)	3-3/4 (95)	3" (76)	
15 KADW	150 (10)	120 (49)	15	136 (62)	22 (10)	30-5/8 (778)	20-1/8 (511)	1-9/16 (40)	15-1/4 (387)	6-11/16 (170)	3-3/4 (95)	1-1/2 (38)	1-1/2 (38)	3-3/4 (95)	3" (76)	
20 KADW	150 (10)	120 (49)	20	171 (78)	28 (13)	36-5/8 (930)	26-1/8 (664)	1-11/16 (43)	1-11/16 (43)	8-9/16 (217)	6-3/4 (171)	4-1/4 (108)	1-1/4 (32)	4-1/4 (108)	5" (127)	
25 KADW	150 (10)	120 (49)	25	196 (89)	39 (18)	36-5/8 (930)	26-1/8 (664)	1-11/16 (43)	21 (533)	8-9/16 (217)	6-3/4 (171)	4-1/4 (108)	1-1/4 (32)	4-1/4 (108)	5" (127)	

- NOTES:
1. POWER CORD NOT SUPPLIED WITH 12V UNITS.
  2. WEIGHT APPLIES TO UNIT ONLY, ADD 6-1/2 LBS.(3 KG) TO WEIGHT FOR FILTER PACKAGE.



SEE MOUNTING SLOT DETAIL



UNLESS OTHERWISE SPECIFIED:		NAME	DATE
DIMENSIONS ARE IN INCHES/MM		MHO	08/14/06
SURFACE FINISH: N/A	✓	DEH	08/14/06
TOL. MM	INCHES	CHK BY	08/14/06
X.		APP BY	08/14/06
XX		REL BY	08/15/06
XXX		CAT NO.	
FRACT. ±1/4	ANG. ±1/2°	ID NO.	97030
SCALE: N/A	WT: N/A		

UNAUTHORIZED USE, MANUFACTURE, OR REPRODUCTION IN WHOLE OR IN PART IS PROHIBITED. DRAWING DESIGN AND OTHER DISCLOSURES ARE PROPERTY OF:

# KAESER

\* DO NOT SCALE. USE DIMENSIONS ONLY \*

## HEATLESS DESICCANT AIR DRYER

WALL MOUNTED

SIZE: DWG. NO.	REV. SHEET
0005102	A 1/1